

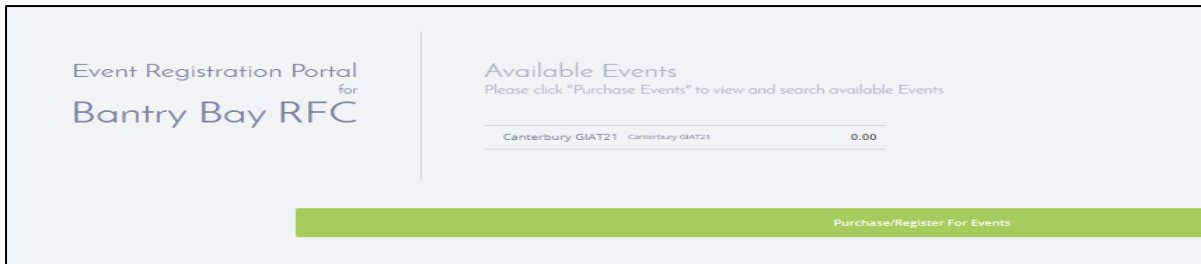


Canterbury Give It A Try 2023

Rugby Connect Participants' Guide

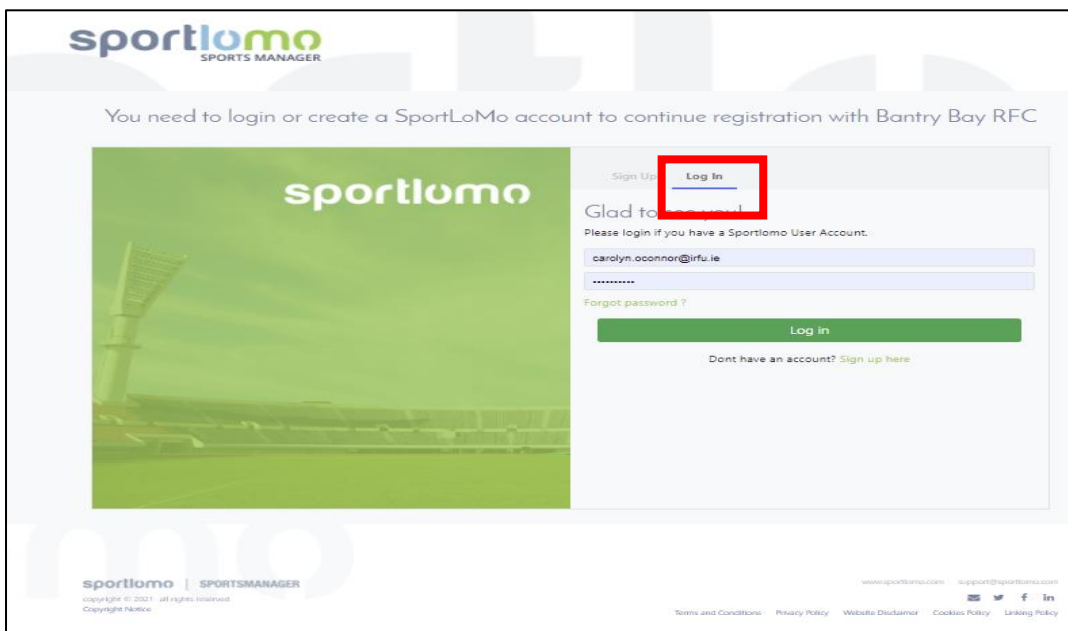
Registering for Give It A Try

Your Club will send you a link, when opened will look similar to the below:

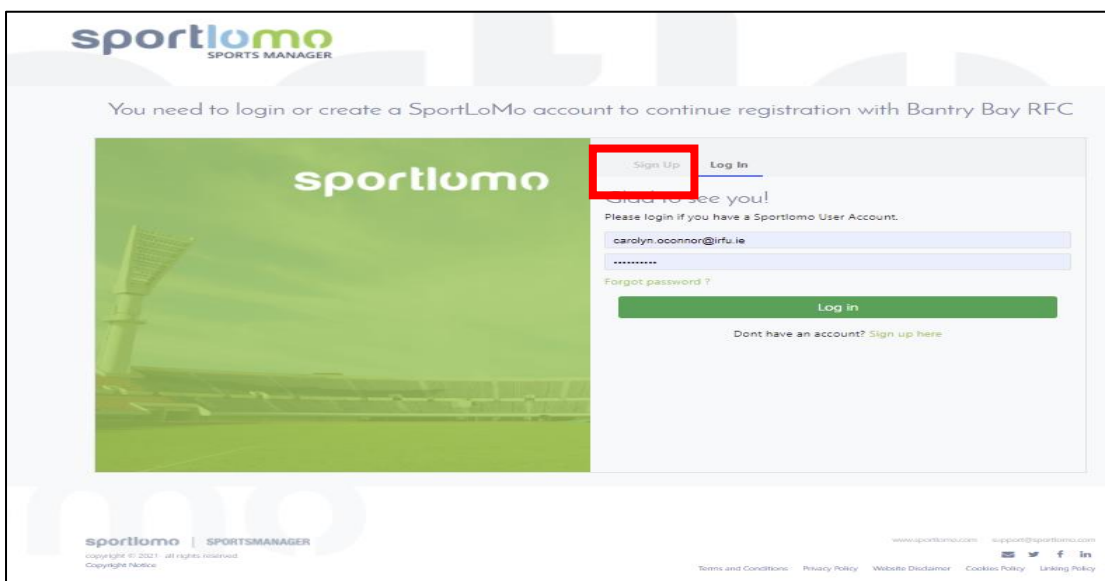


Click on 'Purchase / Register For Events'

If you already have a RugbyConnect account, please login with your current details.



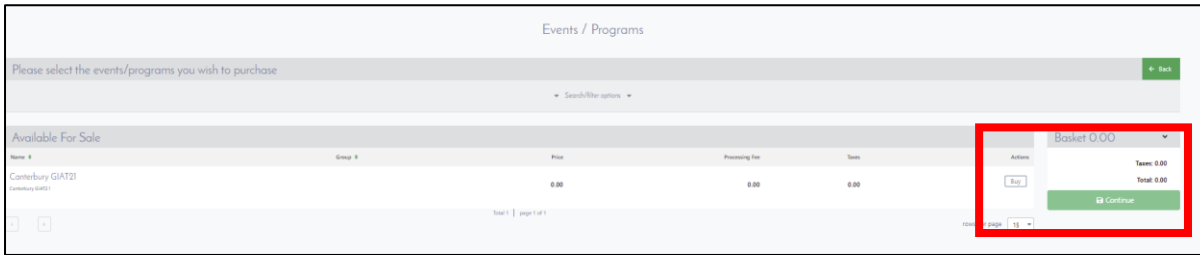
If you are new to RugbyConnect Please signup and create a sportlomo account.



Enter in and an email address (this will be the email going forward you will use for all the sessions)

- Create a password
- And enter in your first and second name.
- Agree to the Terms and Conditions.
- Click Register

The following screen will display



- Click Buy
- And then Click Continue

If you are 'buying' more than one place (i.e. signing up additional children – click 'buy' for each child, and you will see in the basket the number of places you have chosen: (the below picture shows 4 items in the basket, and you will have to fill in 4 forms)



Then Fill in all the required fields on the form:

The registration form is titled 'Events / Programs' and contains the following fields:

- Parent / Guardian First Name:
- Parent / Guardian Last Name:
- Parent / Guardian Phone Number: (Country code dropdown is set to Ireland)
- County:
- Email Address:
- N/A:
- N/A:
- N/A:
- N/A:
- N/A:

A green 'Save' button is located at the bottom of the form.

You will now be required to fill in the details of the person attending Give it a Try

*if your child is already a member of a club their name will appear for you to choose from, if new to the club, please fill in all the required fields.

GIAT 2022

Select Member

Child First Name

Child Last Name

Child DOB

Child Gender

E-mail (Primary)

Emergency Contact First Name

Emergency Contact Last Name

Emergency Contact Phone Number

T-shirt Size

Do you have a Rugby Playing Membership with a Rugby Club?

Waiver

I have read and will abide by The Irish Rugby Charter [View](#)

I have read and accept IRFU Insurance Provisions [View](#)

I have read and accept IRFU Data Protection Provisions [View](#)

I am aware that the Player's photograph or video image may be taken whilst attending or participating in games or activities connected with Irish Rugby [View](#)

Medical Information [View](#)

[Continue](#)

Your Registration is now complete, and you will receive a confirmation email from Sportlomo.

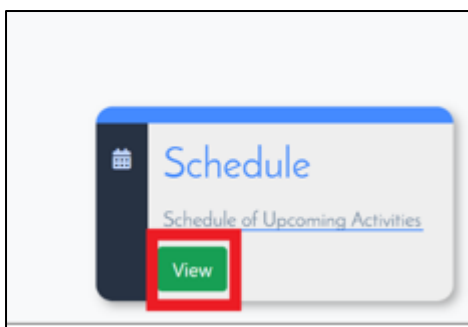
We recommend that you do not register children other than your own under your email address. Doing so can lead to problems should the participant wish to become a full member of the club in September.

If your club is using RugbyConnect to Manage attendance at the weekly sessions

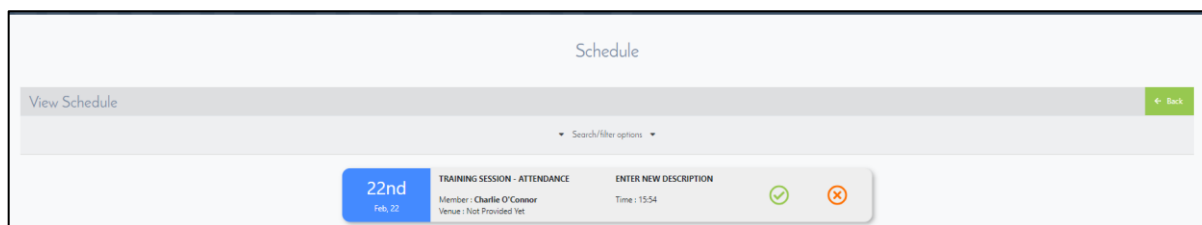
The email address you used to create your account is the email address you will use to log into the system weekly to confirm your attendance.

The club will contact you by email to login to their account and accept or reject their attendance at a session. Members can login to their account via the following link: <https://irfu.sportsmanager.ie/sportlomo/users/login> (the link is also provided in the email sent)

When logged in, members are presented with the following screen. To view upcoming attendance sessions, click the 'View' button on the 'Schedule card'.



The resultant screen will show a list of all upcoming attendance sessions that the member has been assigned to. These can be filtered to display sessions that are occurring Today, Tomorrow, This Week, Next Week or This Month.



You can accept or decline their attendance at a session by clicking on the 'tick' or 'X' icons associated with the session. A notification will pop up to confirm the choice that the member has clicked. If accepted the attendance card will turn green, if declined it will turn orange.